




The WebDT Industrial IR Touch Monitors integrate vivid, high-definition displays with infrared touch function in one slim, mountable package. From 37-inch to 47-inch and with fan-less and robust construction, the WebDT Industrial IR Touch Monitors are compatible to any computer systems or WebDT signage appliances deployed in various industrial and consumer environments. With WebDT Industrial IR Touch Monitors, applications are limitless for interactive digital computer, digital signage and kiosk deployments.

### Comparison Chart

Model	IR47	IR42	IR37
Product Picture			
Display	<b>Active size:</b> 46.96 inch diagonal <b>Type:</b> Wide format WUXGA TFT LCD <b>Aspect ratio:</b> 16 x 9	<b>Active size:</b> 42.02 inch diagonal <b>Type:</b> Wide format WXGA TFT LCD <b>Aspect ratio:</b> 16 x 9	<b>Active size:</b> 37.02 inch diagonal <b>Type:</b> Wide format WXGA TFT LCD <b>Aspect ratio:</b> 16 x 9
Useful Screen Area	<b>Horizontal:</b> 1044.3 mm <b>Vertical:</b> 588.9 mm	<b>Horizontal:</b> 930.25 mm <b>Vertical:</b> 523.01 mm	<b>Horizontal:</b> 823.7 mm <b>Vertical:</b> 465.1 mm
Dimensions (H x W x D; without base)	682.7 x 1154 x 111 mm	631 x 1039 x 116 mm	562 x 931 x 114 mm
Colors	16.7 million	16.7 million	16.7 million
Brightness	500 cd/m <sup>2</sup> (typical)	500 cd/m <sup>2</sup> (typical)	500 cd/m <sup>2</sup> (typical)
Response Time	8 msec (typical)	8 msec (typical)	8 msec (typical)
Pixel Pitch	0.5415mm x 0.5415mm	0.681mm x 0.681mm	0.6mm x 0.6mm
Orientation	Landscape or Portrait	Landscape or Portrait	Landscape or Portrait
Pixel Format	1920 x 1080 pixels, RGB stripe	1366 x 768 pixels, RGB stripe	1366 x 768 pixels, RGB stripe
Control Buttons	1 Power button; 3 OSD Control buttons	1 Power button; 3 OSD Control buttons	1 Power button; 3 OSD Control buttons
Enclosure	<b>Front bezel:</b> Aluminum <b>Back housing:</b> Iron metal	<b>Front bezel:</b> Aluminum <b>Back housing:</b> Iron metal	<b>Front bezel:</b> Aluminum <b>Back housing:</b> Iron metal
Power Supply	Built in 90-240V AC, 50/60 Hz	Built in 90-240V AC, 50/60 Hz	Built in 90-240V AC, 50/60 Hz
Power Consumption	300W (max.)	200W (max.)	170W (max.)
Temperature	<b>Operating:</b> 0°C ~ 40°C <b>Storage:</b> -20°C ~ 50°C	<b>Operating:</b> 0°C ~ 40°C <b>Storage:</b> -20°C ~ 60°C	<b>Operating:</b> 0°C ~ 40°C <b>Storage:</b> -20°C ~ 60°C
Humidity	Ta = 40°C, 90% RH	Ta = 40°C, 90% RH	Ta = 40°C, 90% RH
Weight	66.22 Kg/ 146 lbs (with IR)	45 Kg/ 99.21 lbs (with IR)	43.54 Kg/ 96 lbs (with IR)
Mounting Options	300 x 100 mm	300 x 100 mm	300 x 100 mm

\* Note: 1. Specifications subject to change without notice  
2. Wall mounting solutions available via third party purchase